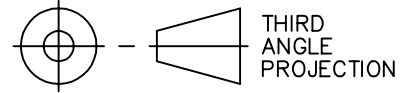


DRAWING NUMBER
DS48866

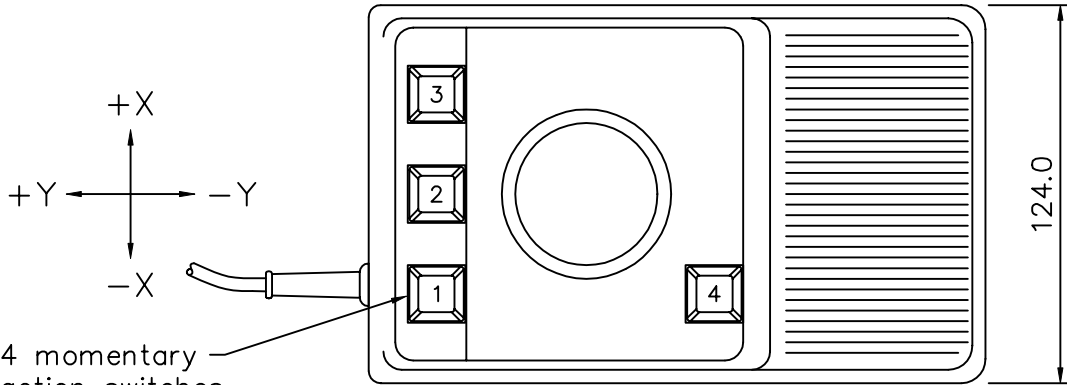
DATA SHEET



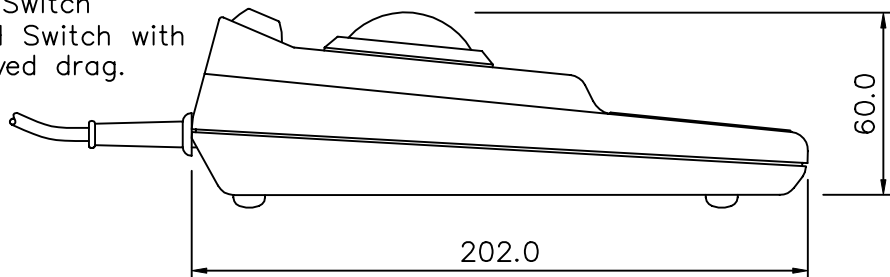
USED ON

D or CAT No

M.A/S.A



4 momentary action switches.
3 = RH Switch
2 = Middle Switch
1 & 4 = LH Switch with time delayed drag.



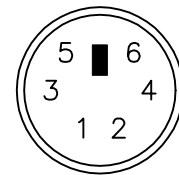
Specification

- Case ~ A.B.S, colour: grey.
- Ball ~ ø2.0" colour: black.
- Cable ~ 6 ft -0/+6", pvc sheath, colour: grey.
- Connector ~ 6 way mini din plug.
- Supply ~ +5V d.c ±5% @ 60mA max.
- Output ~ PS2

Connection Details

Pin	Description
1	Data
2	N/C
3	0V gnd
4	+5V
5	Clock
6	N/C

Drain wire connected to shell of plug.



Connector looking on open end.

ISSUE	1	2	3	3C	3D	3E	4	4A
DATE	2.4.97	25.11.97	15.4.99	17.1.02	11.4.03	02.03.04	16.11.04	11.01.06
CHANGE	NEW DWG	ECN671	ECN767	ECN955	ECN1073	ECN1061	ECN1169	ECN1336

MATERIAL	FINISH	TOL.	SCALE
-	-	±1.0	NTS
			DIMS mm

APP

CHKD



Esterline Corporation.
Ringwood, Hampshire. BH24 1EU.
Tel: +44 (0) 1425 463100
Fax: +44 (0) 1425 463111
www.traxsys.com

DRAWN
R.HARNETT

TITLE
DESK TOP TRACKERBALL
(TBDC/50) PS2 OUTPUT

SIZE
A4

DRAWING NUMBER
DS48866